



New features

DocLogix 2019 version news

- Electronic signature
- Updated functions
- More user-friendly interface
- More flexible attribute configuration
- New process configuration options
- Functions that make work easier
- More convenient contact management with LDAP
- Easier system administration and speed optimization
- Fully compatible with the latest technology:
 - ✓ Windows Server 2019
 - ✓ SQL Server 2017 (on Windows platform)





ASiC

Support of ASiC* format electronic signature

- 1 ASiC known as BDOC-TS or ASic-E LT.
- 2 Upload and verify the validity of the document signed in ASiC format to the DocLogix system

* Associated Signature Containers

Improved transformation to PDF

- 1 More reliable
- 2 More accurate PDF images
- 3 Faster preview speeds
- 4 Easier server preparation
- 5 PDF stamp placement during the conversion to PDF



Functions that make work easier

Email sending templates

- 1 Much easier to prepare and send out template letters
- 2 Possibility to create individual workpieces for different document types.
- 3 Use document information (metadata) and insert it in the desired locations in the template.
- 4 Ability to change the information before sending a message formed from a template.

The screenshot shows a web-based email sending interface titled "Send e-mail". It features a navigation bar with "Send e-mail" and "Back" buttons. Below the navigation bar are three large empty text areas for "To:", "Cc:", and "Bcc:", each with a "Search..." input field. At the bottom, there are three dropdown menus: "From: *", "E-mail sending template:", and "Subject: *". A red rectangular box highlights these three dropdown menus. The "Subject" dropdown is open, showing two options: "E-mail template" and "E-mail template TEXT". Below the dropdowns, there is a "Title: signa web last" and a "Message ID: 42700/45" field.

Functions that make work easier

Customize the style of displayed lines for your own needs

1

Distinguish important documents or records and display them in the style you describe yourself.

2

Faster notice of major changes or relevant information.

3

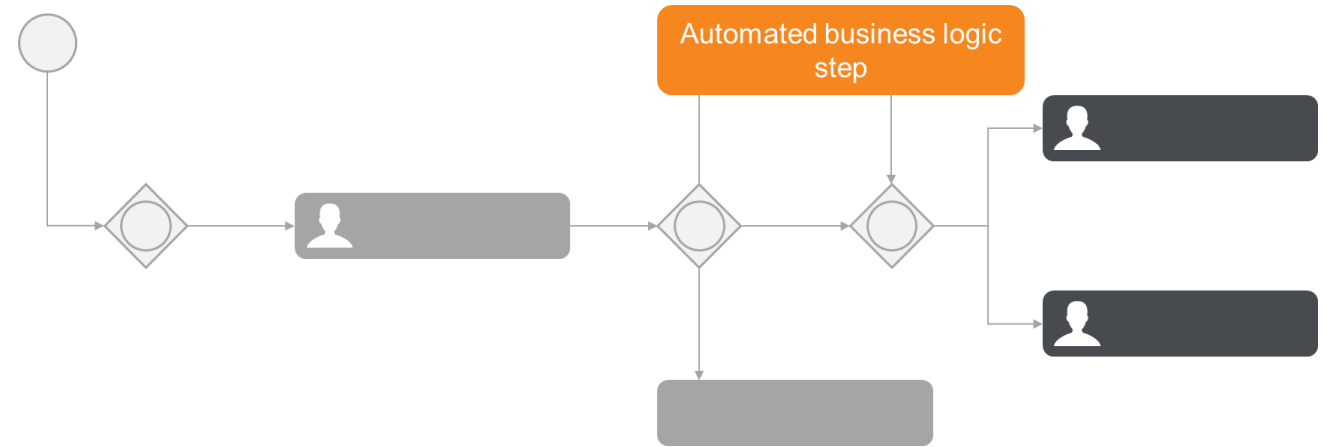
Available line display configuration:
Background color, Bold text, Italics,
Underline text, Strikethrough text


Doc. no.	Sent	Customer	Net Value	Title	Opportunity	File
SALES-PROP-8	08.01.2019	„Kompanija“	4,000.00	PROPOSAL Another	Potential Lead	
SALES-PROP-7	08.01.2019	„Kompanija“	4,000.00	PROPOSAL Another	Potential Lead	
SALES-PROP-6	08.01.2019	Company 2	2,000.00	PROPOSAL	Potential Lead	
SALES-PROP-5	04.02.2019	Test company SIA	19,999.00	PROPOSAL	Potential Lead	
SALES-PROP-4	04.02.2019	Test company SIA	19,999.00	PROPOSAL	Potential Lead	
SALES-PROP-3	04.02.2019	Test company SIA	19,999.00	PROPOSAL	Potential Lead	
SALES-PROP-2	04.02.2019	Test Company	13,999.00	PROPOSAL	Potential Lead 5	
SALES-PROP-1	04.02.2019	Test company SIA	19,999.00	PROPOSAL	Potential Lead	

Functions that make work easier

New process configuration options

- 1 Move the document to the different file with the help of the automatic workflow step.
- 2 Possibility to extend the process by specific automatic steps.
- 3 The process automatically exports the document in the desired format and places it in a file repository or the like
- 4 The e-mail with the relevant attachments is automatically sent according to the recipient's country.





More convenient contact management with LDAP*

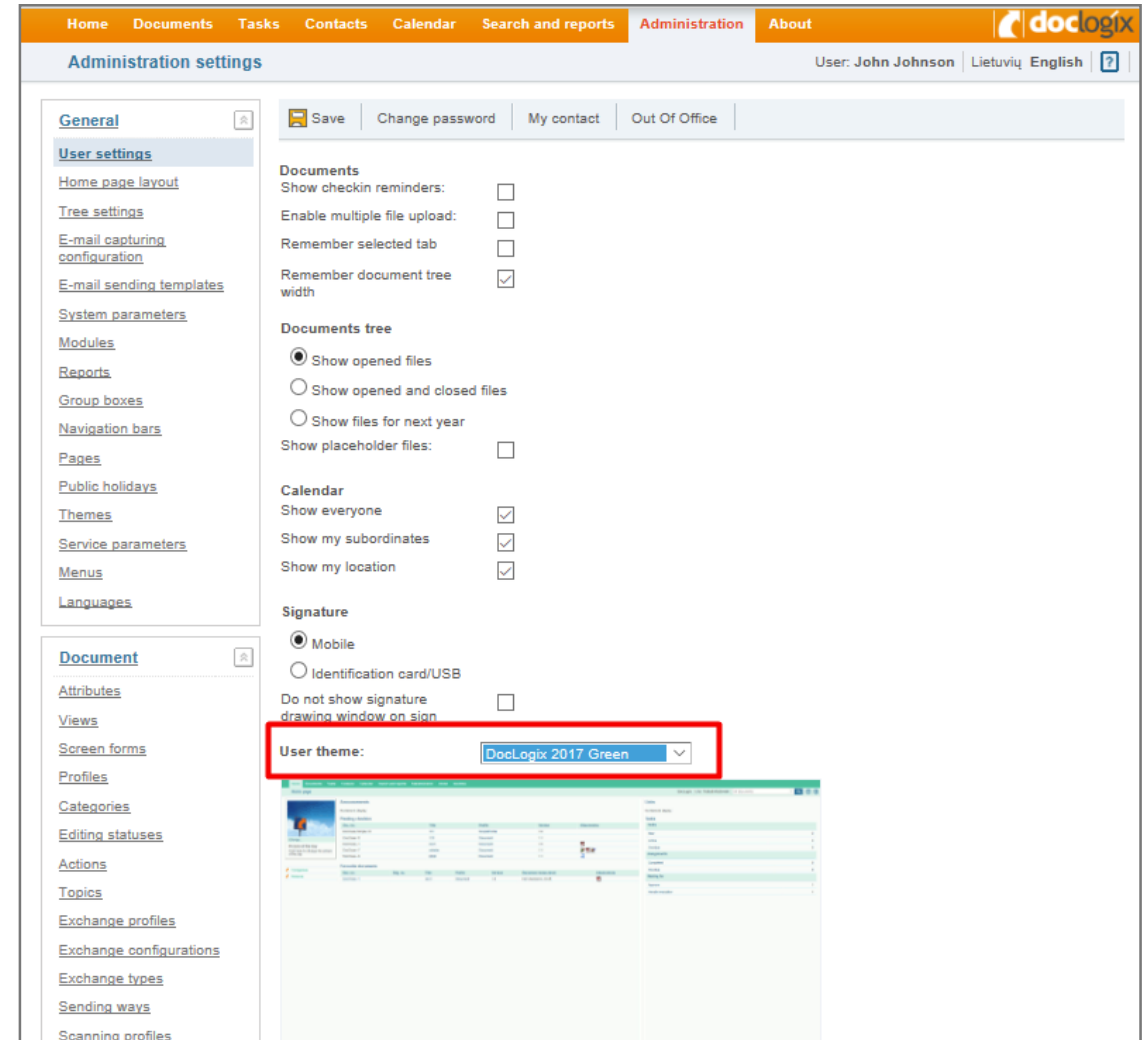
- 1 Create a new lookup value during LDAP sync if it was not created before
- 2 Configure LDAP integration to fill-in user-related Doclogix fields (lookups) with LDAP information when synchronizing.

* Lightweight Directory Access Protocol

More user friendly interface

Personal Color selection for DocLogix work environment

- 1 We offered customers the choice of 7 colors in the DocLogix system.
- 2 Allows the user to personally choose the color of the DocLogix system
- 3 Perform asynchronous work immediately without additional configuration
- 4 Can be set by administrator



Easier system administration and speed optimization

- Ability to use timestamp suppliers
- Dynamically adaptable field height
- More flexible taskbar configuration
- Set lookup filter at a form level
- Identify what attribute changes should be registered in the log
- Customize attachment rendering
- Delay the start of automatically running processes
- Perform asynchronous work immediately without additional configuration
- Select the need to fill-in the MS Word template fields
- Configure the sequence of asynchronous jobs
- More flexible configuration of integration activity time





Thank you!

